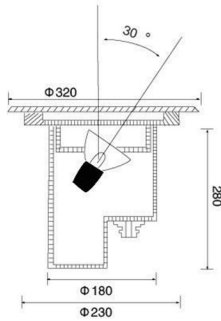




BRD320C

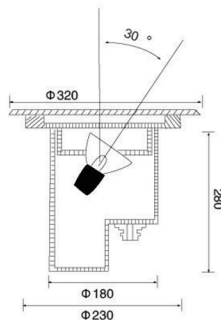


DESCRIPTION:

Recessed mounted buried uplight with PC insertion Sleeve for easy installation.
 Housing made of die-cast aluminium / stainless steel with double cable gland.
 Frame made of solid stainless steel (A2 = 316).
 Tempered clear glass diffuser
 High corrosion resistance capability
 Stainless steel gland, IP67
 Silicon gasket for dust and waterproofing.
 Stainless steel alloy screws
 Power supply: AC100-240V/50Hz
 - Heat resistant and solid conduct wiring
 - Ideal for External Garden, Interior and Elevation lighting
 - European standard of EN 60598



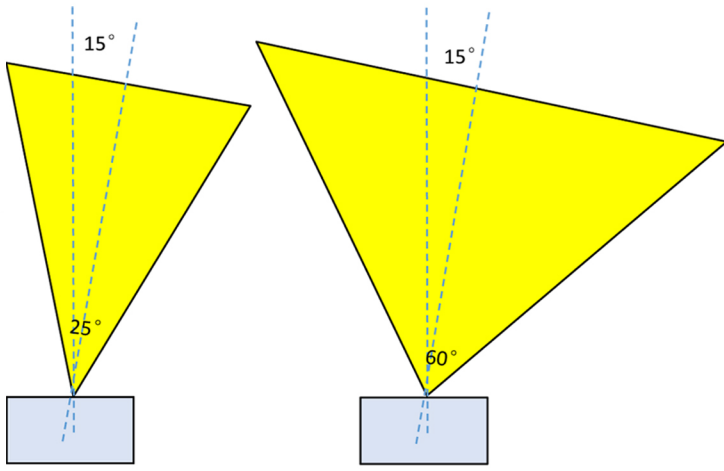
BRD320D



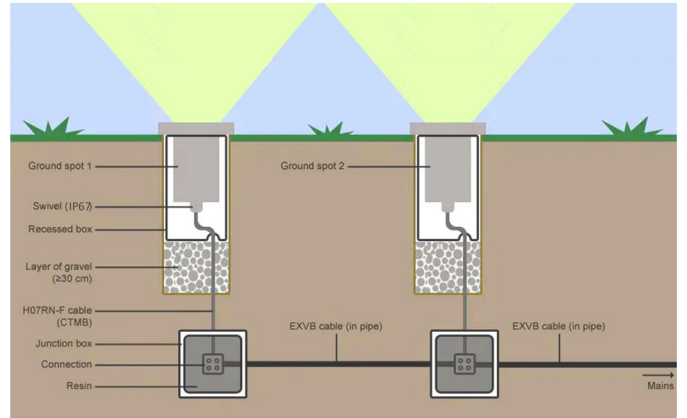
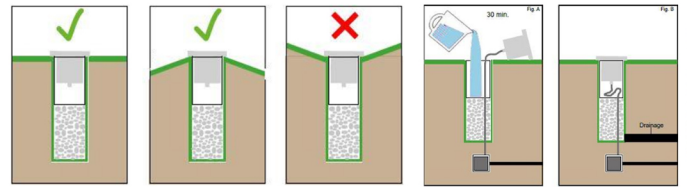
Product Code	BRD320C	BRD320D
Rated Power	25W - 50W LED CUSTOM	25W - 50W LED CUSTOM
LED Type	CREE	CREE
Product Size	DIA: 320x340mm	DIA: 320x340mm
Buried Cutout	Dia: 295x350mm	Dia: 295x350mm
Input Voltage	AC100-240V	AC100-240V
Frequency Range	50Hz-60Hz	50Hz-60Hz
Power Factor	>0.95	>0.95
Color Temperature	2700K-6500K	2700K-6500K
Color Rendering Index	>80	>80
Mini Luminous Flux	120LM/W	120LM/W
Beam Angle	24/30/35/40/60°	15/24/30/35/40/60°
Protection Grade	IP67	IP67
Life Span		50000Hrs



ASYMMETRICAL ANGLE



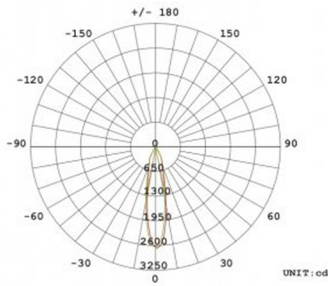
Asymmetrical lens: 25 / 30 / 35 / 40 / 60°
Polarized Angle: 15°



PHOTOMETRIC DATA

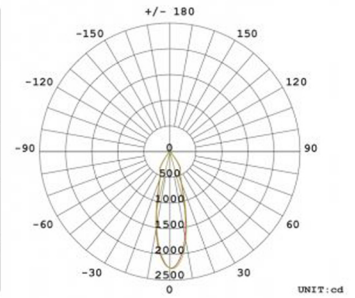
Symmetrical 15°

H(m)	LUX(Eavg/Emax)	
1	0.23	2053,3072
2	0.46	513,767
3	0.69	227,340
4	0.92	127,190



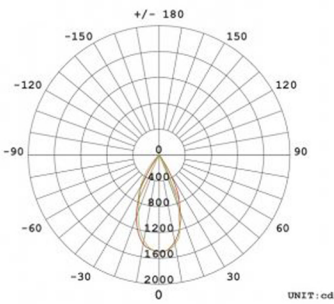
Symmetrical 25°

H(m)	LUX(Eavg/Emax)	
1	0.46	1581,2365
2	0.93	395,590
3	1.40	175,262
4	1.87	98,146

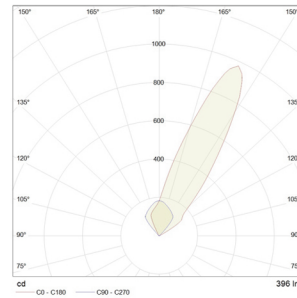


Symmetrical 35°

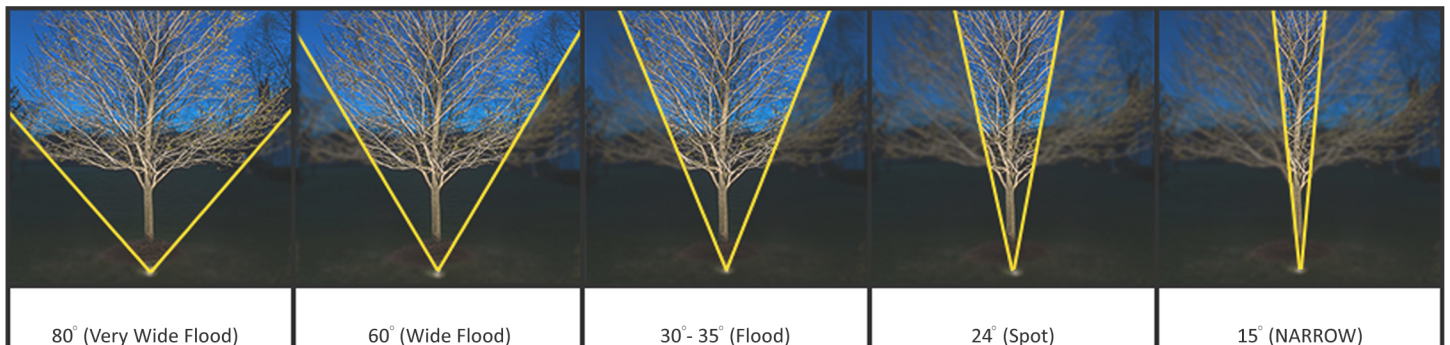
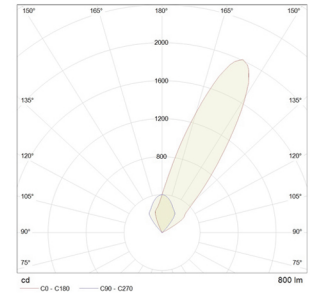
H(m)	LUX(Eavg/Emax)	
1	0.78	1012,1514
2	1.57	253,378
3	2.36	112,168
4	3.15	63,94



Asymmetrical 15°



Asymmetrical 25°



80° (Very Wide Flood)

60° (Wide Flood)

30°-35° (Flood)

24° (Spot)

15° (NARROW)