

DESCRIPTION:

Recessed mounted buried focusing luminaire for symmetric Or asymmetric angle.

Housing made of die-cast aluminium, powder coated, high Corrosion resistance capability.

Frame made of solid stainless steel (A2=316)

Tempered clear / frosted glass diffuser

Honeycomb louver available on request (HCL)

High corrosion resistance capability.

Stainless steel gland, IP67

Silicon gasket for dust and waterproofing

Stainless steel alloy screws

Power supply: 220V-240V/50Hz

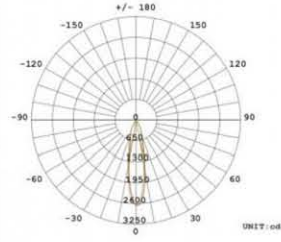

- Heat resistant and solid conduct wiring
- Ideal for external garden, facade lighting
- European standard of EN 60598



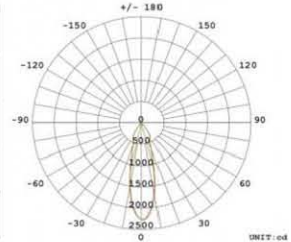
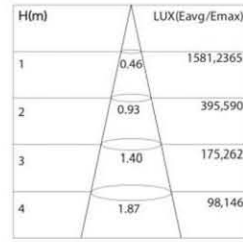
MODE	DMD09-03	DMD09-12	DMD09-18	Narrow beam
LED	Epistar / CREE	Epistar / CREE	Epistar / CREE	Epistar / CREE
Power	3 - 6W LED	9W - 24W LED	18W - 36W LED	CUSTOM
Size	D120xH120mm	D260xH151mm	D320xH151mm	CUSTOM
Input Voltage	DC12V / DC24V / 240V			
CRI	>80	>80	>80	>80
Efficiency	>89%	>89%	>89%	>89%
Luminous Flux	100LM/W	100LM/W	100LM/W	110LM/W
Color Temp.	2700-6500k	2700-6500k	2700-6500k	2700-6500k
Power Factor	>0.9	>0.9	>0.9	>0.9
Temp. in Working	-20°C + 50°C	-20°C + 50°C	-20°C + 50°C	-20°C + 50°C
Drive	HF Electronic / DALI Dimmable			
Life Span	50000Hrs			

PHOTOMETRIC DATA

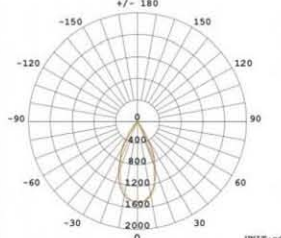

Symmetrical 15°




Symmetrical 24°




Symmetrical 35°



Asymmetrical 15°



Asymmetrical 25°



SYMMETRICAL VERSION

ASYMMETRICAL VERSION



Anti-glare Honeycomb louver

Order Code: HCL

