

DESCRIPTION:


Mini inground buried uplight in 316 grade
 Body made of die cast aluminium with epoxy powder coated surface finish, solid stainless steel frame.
 Anodized aluminium reflector
 Polymer recessed sleeve for easy installation and maintenance.
 Stainless steel cable gland and silicon rubber gasket for water and dust proof.
 Stainless steel screws.
 Maximum drive way load capacity 1600kg
 - Ideal for garden / elevation lighting
 - Heat resistant and solid conduct wiring
 - European standard of EN 60598

GU10 Retrofit Version

Model	IDL120A	IDL120B	IDL115A
Power	7W LED MAX	7W LED MAX	7W LED MAX
Input Voltage	AC85-265V/50Hz	AC85-265V/50Hz	AC85-265V/50Hz
CRI	≥80	≥80	≥80
Luminous Flux	100LM/W	100LM/W	100LM/W
Color Temp.	2700-6500K	2700-6500K	2700-6500K
Power Factor	>0.95	>0.95	>0.95
Temp. in Working	-20°C +50°C	-20°C +50°C	-20°C +50°C
Humidity of Working	<95%	<95%	<95%
THD	<20%	<20%	<20%
Life Span		50000Hrs	

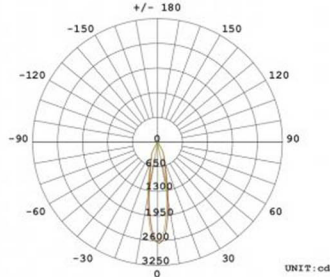



Product Code	IDL120ALED / IDL120BLED / IDL115ALED			
Rated Power	9W LED	10W LED	12W LED	15W LED
LED Type	COB	COB	COB	COB
Input Voltage	AC160-265V	AC160-265V	AC160-265V	AC160-265V
Frequency Range	50Hz-60Hz	50Hz-60Hz	50Hz-60Hz	50Hz-60Hz
Power Factor	>0.95	>0.95	>0.95	>0.95
Color Temperature	2700K-6500K + RGB	2700K-6500K + RGB	2700K-6500K + RGB	2700K-6500K + RGB
Color Rendering Index	>80	>80	>80	>80
Mini Luminous Flux	110LM/W	110LM/W	110LM/W	110LM/W
Temp. in Working	(-)20°C - (+)50°C	(-)20°C - (+)50°C	(-)20°C - (+)50°C	(-)20°C - (+)50°C
Beam Angle	15/24/30/45/60°	15/24/30/45/60°	15/24/30/45/60°	15/24/30/45/60°
Protection Grade	IP67	IP67	IP67	IP67
Life Span	50000Hrs			

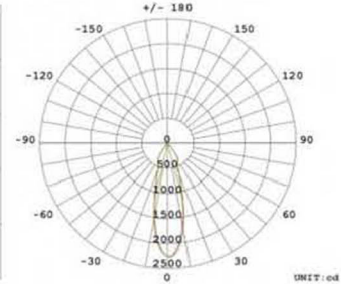



PHOTOMETRIC DATA

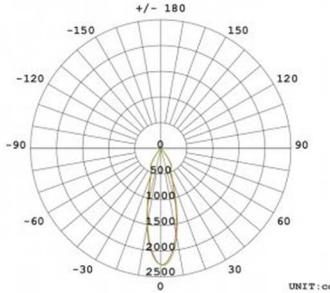

Symmetrical 15°



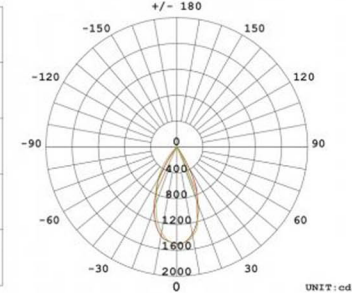
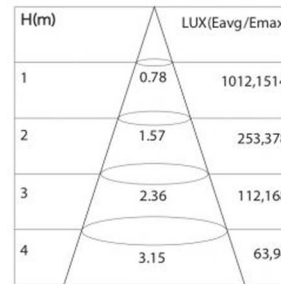
Symmetrical 24°



Symmetrical 30°



Symmetrical 45°



Installation

