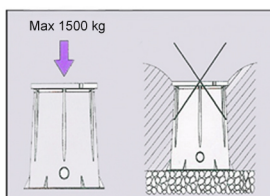
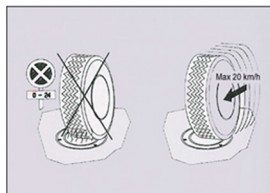


Solid Stainless body available on request



**DESCRIPTION:**

- Recessed mounted buried uplight with PC insertion Sleeve for easy installation.
- Body made of die-cast aluminium with polyester powder coated finish.
- Solid stainless steel frame
- Tempered clear glass diffuser in 8mm thickness resistant to thermal shock.
- High corrosion resistance capability
- Silicon gasket for dust and waterproofing.
- Stainless steel alloy screws
- Duel cable gland
- High quality LED Chip
- Power supply: 240V/50Hz
- Heat resistant wiring
- Ideal for External Garden and Elevation lighting
- European standard of EN 60598



Strictly follow installation instruction

A gravel bed should be prepared at the time of installation. The electric gear is inside the luminaire.

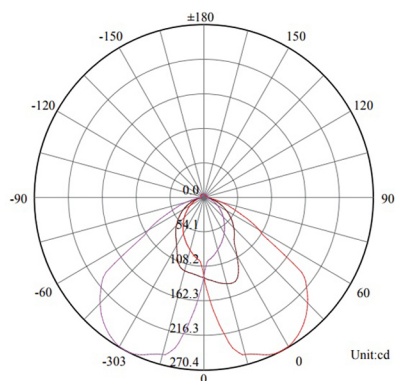


Product Code	RDD-L150-3	RDD-L200-2	RDD-L250-4
Rated Power	5W - 10W LED	9W - 24W LED	15W - 48W LED
LED Type	HP/SMD LED	HP/SMD LED	HP/SMD LED
Input Voltage	AC100-240V	AC100-240V	AC100-240V
Frequency Range	50Hz-60Hz	50Hz-60Hz	50Hz-60Hz
Power Factor	>0.9	>0.9	>0.9
THD	<15%	<15%	<15%
Color Temperature	2700K - 7000K	2700K - 7000K	2700K - 7000K
Color Rendering Index	>80	>80	>80
Efficiency	85% - 90%	85% - 90%	85% - 90%
Mini Luminous Flux	110LM/W	110LM/W	110LM/W
Temp. in Working condition	(-)20°C - (+)50°C	(-)20°C - (+)50°C	(-)20°C - (+)50°C
Humidity of Working condition	<85%	<85%	<85%
Protection Grade	IP67	IP67	IP67
Size	150x150x100mm	200x200x135mm	250x250x135mm
Life Span	50000Hrs	50000Hrs	50000Hrs

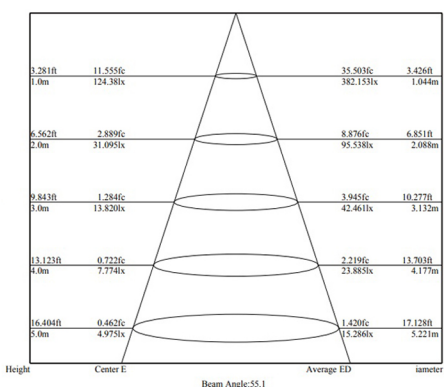


### Photometric Data

Light Distribution Curve [Unit: cd]



Lux distance Curve



### Luminaire parts list

1.) Broadway RDD-L200-2 12x2W = 24W HP LED

