

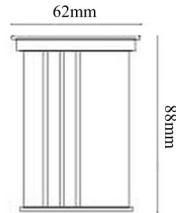


DESCRIPTION:

- Recessed mounted mini buried uplight with PC insertion sleeve for easy installation.
- Body & Frame made of solid stainless steel (A2 = 316)
- Tempered clear / frosted glass diffuser
- High corrosion resistance capability.
- Stainless steel gland
- Silicon gasket for dust and waterproofing.
- Stainless steel alloy screws
- Power supply: 220V-240V/50Hz
- Heat resistant and solid conduct wiring
- Ideal for External Garden, Interior and Elevation lighting
- European standard of EN 60598



IDL005-P

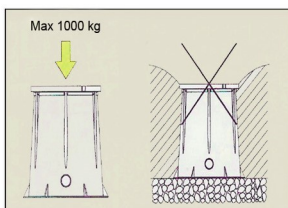
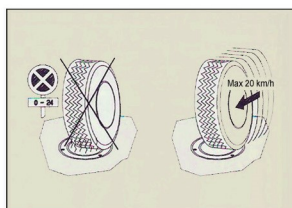


Available:



LAMP OPTION

- 1x3W HP LED / 240V
- 1x3W HP LED / 12V-24V, (Remote Drive Recommended)



Strictly follow installation instruction
A gravel bed should be prepared at the time of installation.
The electric gear is inside the luminaire (24V).

