





KL0302-CR/**



KL0302-FR/**



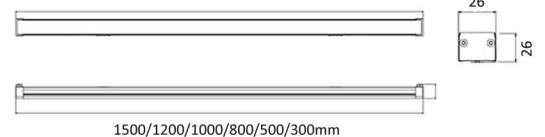
DESCRIPTION:

Surface mounted LED linear profile
 Body made of extruded aluminium in natural finish,
 Electro powder coated in silver, black, white colour
 available on request.
 Polycarbonate clear, frosted, opal diffuser
 All-in-one optical lens, efficiency $\geq 85\%$
 Waterproof male and female connector for continuous
 Lighting.
 Waterproof seal molding shaped double Silicone seal.
 Constant current output Driver.
 Single color LED=1-circuit output
 RGB 3In 1 LED=3 circuit output
 Operating temperature 50°C - 25°C
 Ideal for external, interior and facade lighting
 European standard of EN 60598

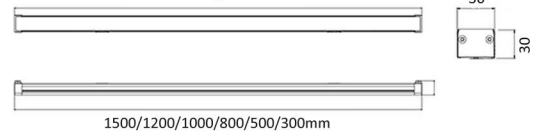
Product Code	KL0302-CR / KL0302-FR			
Wattage	(Customized Wattage)			
LED Type	SL3528	SL5050	SL3528	SL5050
Input Voltage	DC12V / 24V	DC12V / 24V	DC12V / 24V	DC12V / 24V
Luminous Flux	8LM/LED	22LM/LED	16LM/LED	44LM/LED
Color Temperature	2700-6500K	2700-6500K	2700-6500K	2700-6500K
CRI	>80	>80	>80	>80
Power Factor	>0.95	>0.95	>0.95	>0.95
THD	<20%	<20%	<20%	<20%
Beam Angle	8/15/30/45/60°	8/15/30/45/60°	8/15/30/45/60°	8/15/30/45/60°
Temperature in Working	-20° C + 50° C	-20° C + 50° C	-20° C + 50° C	-20° C + 50° C
Humidity of Working	<95%	<95%	<95%	<95%
Protection	IP65	IP65	IP65	IP65
Size - KL0302/**/SP1	L1500/1200/1000/800/500/300*W26*H26mm			
Size - KL0302/**/SP2	L1500/1200/1000/800/500/300*W30*H30mm			
Life Span	50000Hrs			

Dimension

Order Code: KL0302-/**/SP1



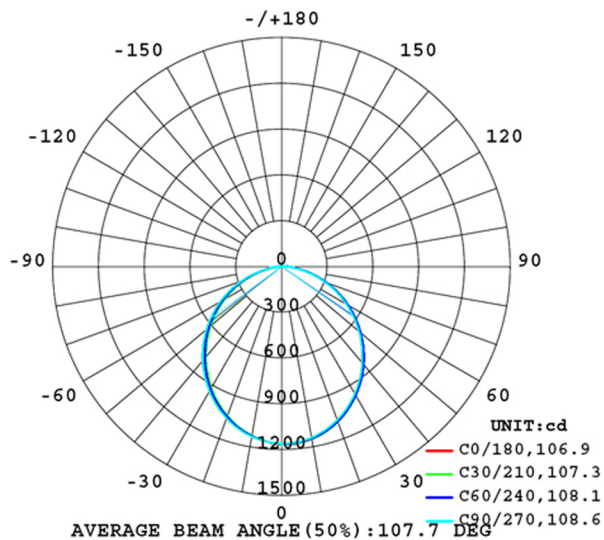

Order Code: KL0302-/**/SP2



Available:

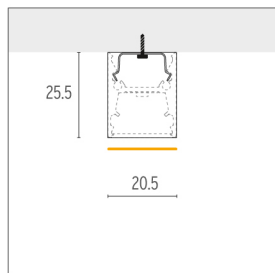


Photometric Data

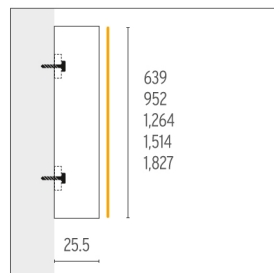


Installation

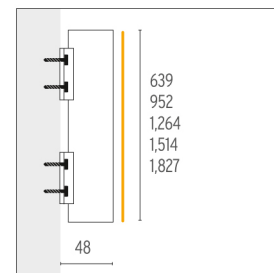
Surface mounting fixed horizontal



Surface mounting fixed Vertical



Surface mounting adjustable



Connecting Diagram

