




LX6440

MODEL: LX6440-SUR (SURFACE VERSION)
LX6440-SUS (SUSPENDED VERSION)



DESCRIPTION:

Surface mounted / Suspended LED linear profile
Body made of extruded aluminium in natural finish, Electro powder coated in black, white, silver colour available on request.
Polycarbonate clear, frosted, opal diffuser
All-in-one optical lens, efficiency>98%
Constant current output Driver.
High lumen SMD LED chip
Stainless steel hanging accessories for suspend mounting.
Heat resistant and solid conduct wiring
Ideal for interior lighting
European standard of EN 60598

LED Spec	
POWER	Custom Wattage as per the requirement
LED Type	SANAN SMD2835
Input Voltage	AC100-277V / AC200-240V
Size	Width: 64mm x Depth: 40mm
Length **	Custom Length as per the requirement
CRI	>80
Luminous Flux	100-110LM/W
Color Temperature	3000K - 6000K
Power Factor	>95
Temperature in Working	-20° C + 50° C
Beam Angle	25° / 50° / 90°
Housing Colour	Black / White / Silver
Drive	Philips / Osram / Meanwell / Boke
Installation	Suspended / Surface mounted
Life Span	50000Hrs

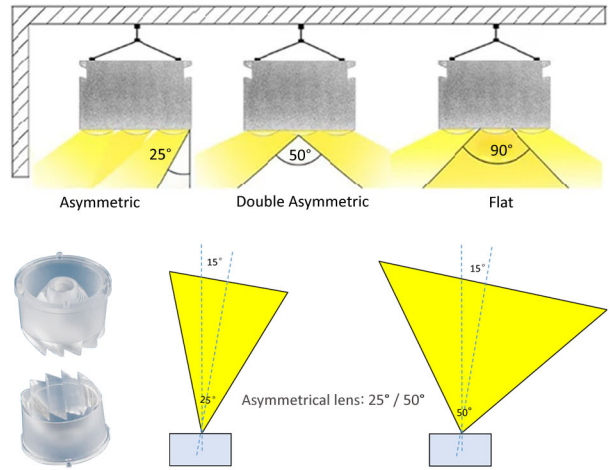


Dimming Options:

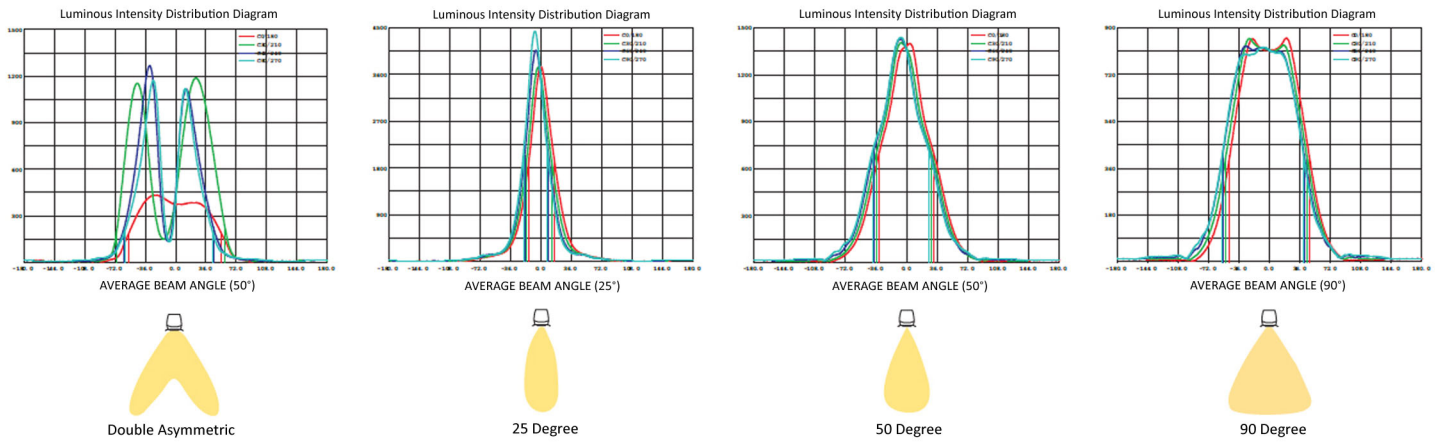
ON/OFF no dimming / 0~10V / Triac / DALI / DALI DT8

Available:





Photometric Data



Accessories

